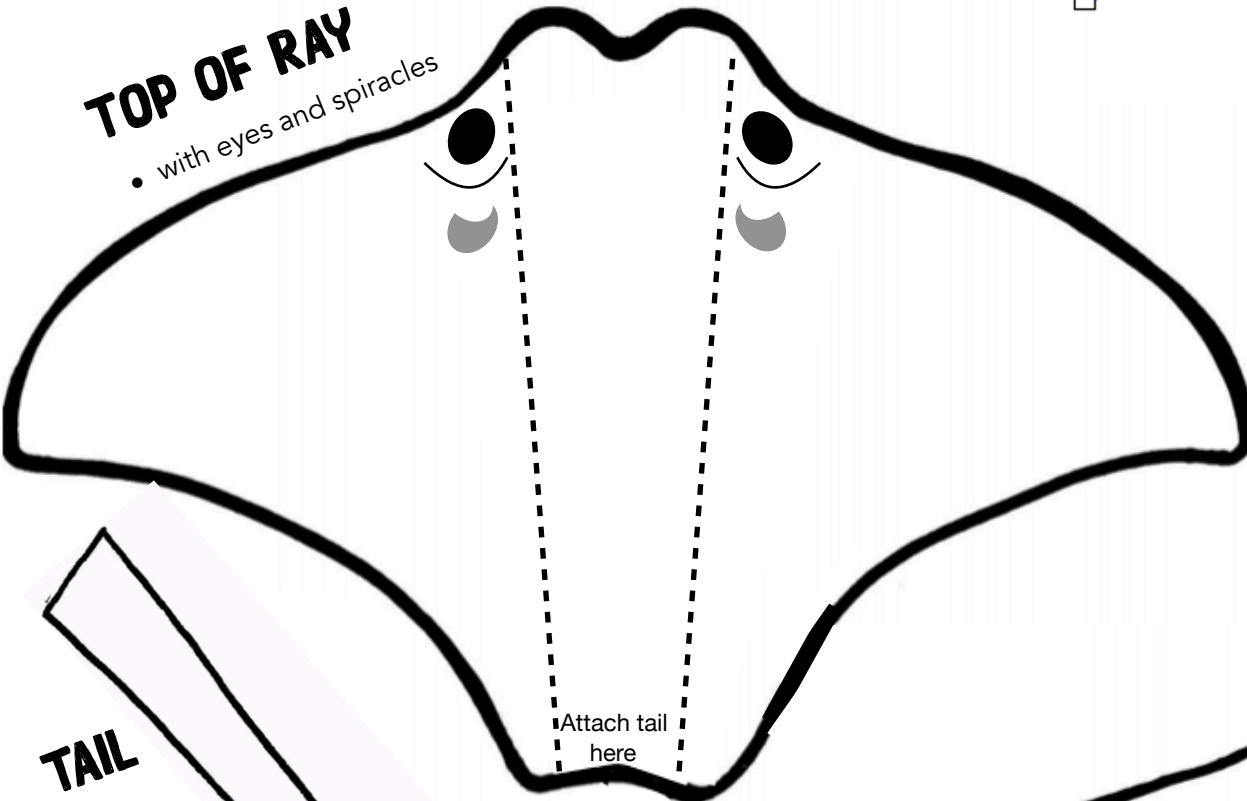


COWNOSE RAY PUPPET


TOP OF RAY

- with eyes and spiracles




Attach tail here

TAIL



BOTTOM OF RAY

- with nostrils, mouth, & gills



- Color the top of the ray & the tail (usually are a brownish-green color)
- Color the bottom of the ray (usually a white/pale color)
- Cut out the top, bottom, & tail pieces
- Gently fold on the dotted lines (top only)
- Glue or tape the tail where marked on the top of the ray
- With the colored sides facing out, tape or glue the top & bottom pieces together, only on the edges, leaving an opening around the tail for your hand to fit in to use as a puppet

