

OCEAN HABITAT




DIRECTIONS:

1. Color & cut out all the pieces on the next two pages
2. Use an old shoe box or cereal box to arrange the coral reefs and animals to create your very own ocean habitat



ASSEMBLING:

attach blue paper or create your own ocean background design

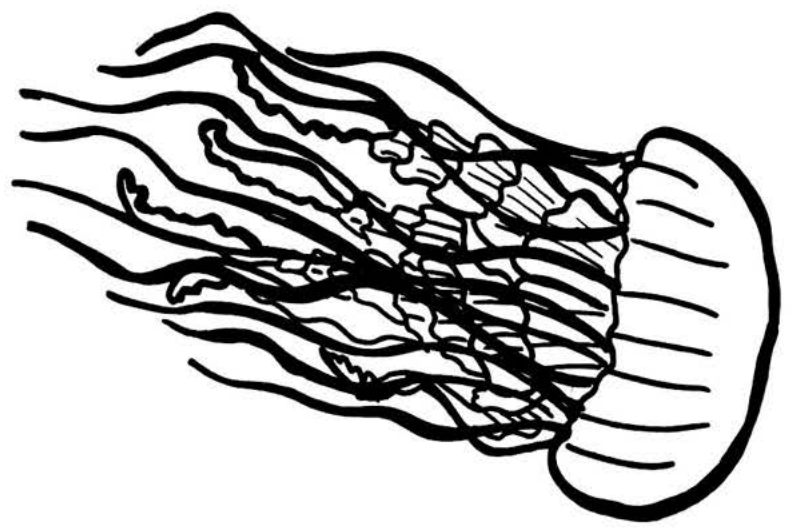



pieces can be attached to the background

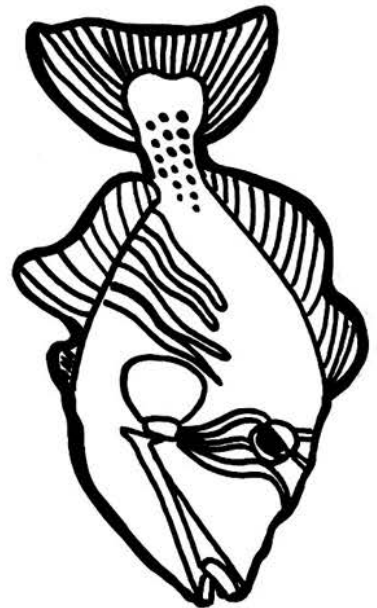


attached with string

and attached to the bottom of the box

GET CREATIVE!



EVAAhh
Designs



EVAHh
Designs